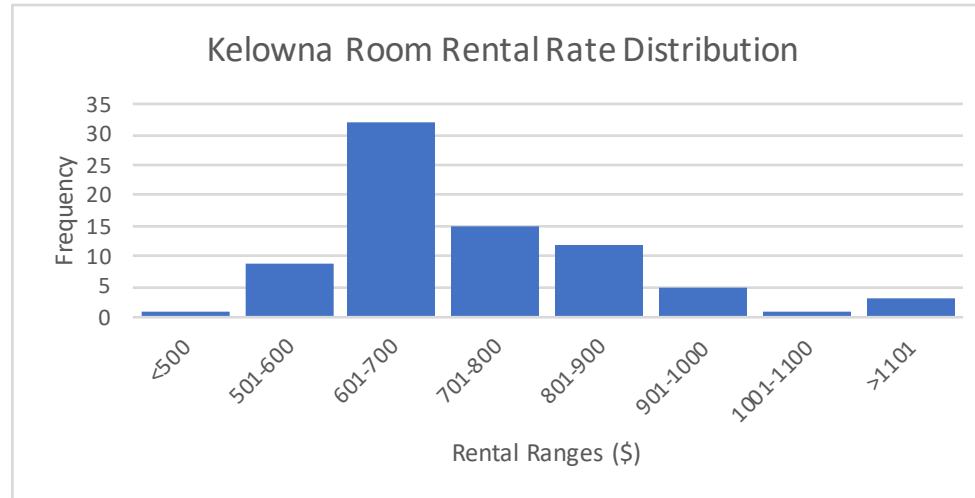


Distribution of Monthly Room Rental Rates, June 2019

Data applies to advertised monthly rental rates for shared accommodations (room rentals in an apartment, townhouse, or home)

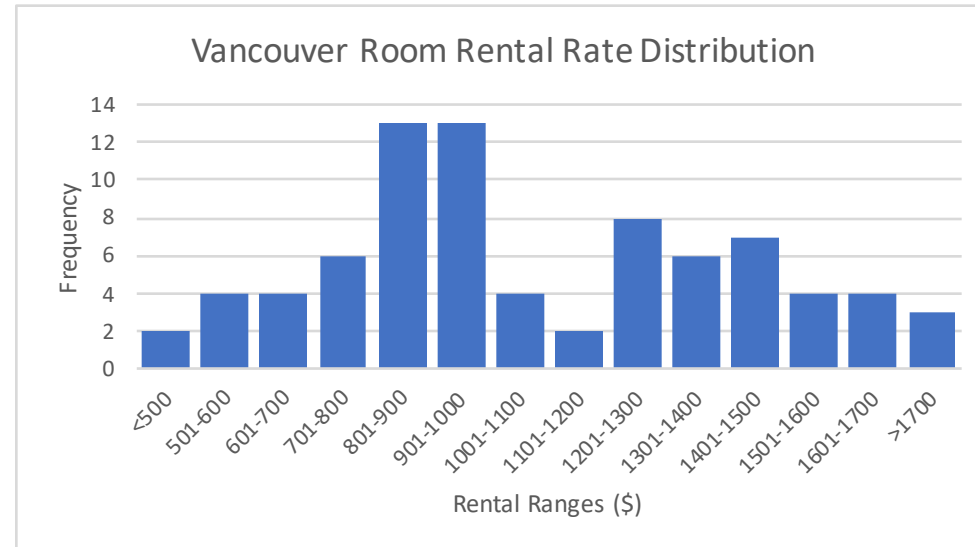
Kelowna

Rental Price Range	Number
<500	1
501-600	9
601-700	32
701-800	15
801-900	12
901-1000	5
1001-1100	1
>1101	3



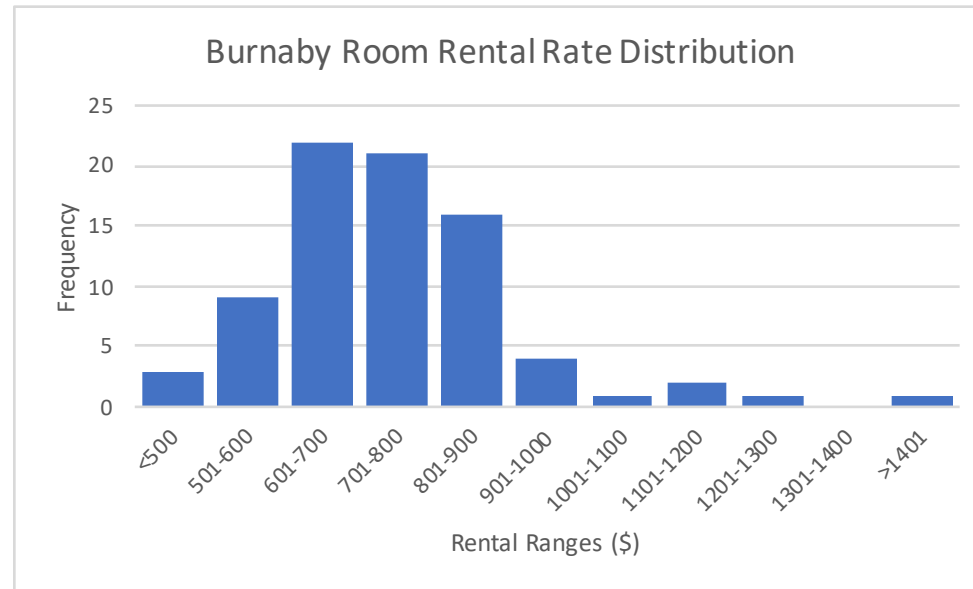
Vancouver

Rental Price Range	Number
<500	2
501-600	4
601-700	4
701-800	6
801-900	13
901-1000	13
1001-1100	4
1101-1200	2
1201-1300	8
1301-1400	6
1401-1500	7
1501-1600	4
1601-1700	4
>1700	3



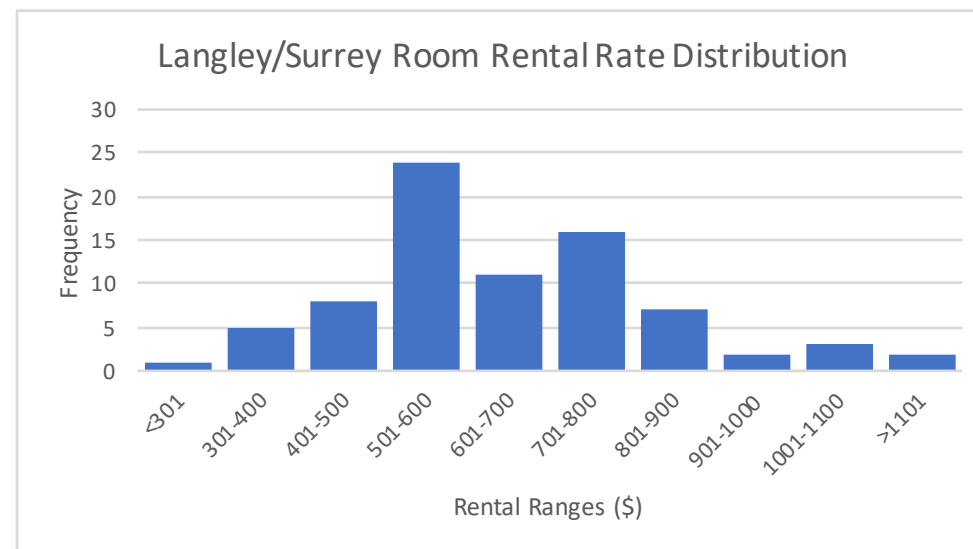
Burnaby

Rental Price Range	Number
<500	3
501-600	9
601-700	22
701-800	21
801-900	16
901-1000	4
1001-1100	1
1101-1200	2
1201-1300	1
1301-1400	0
>1401	1



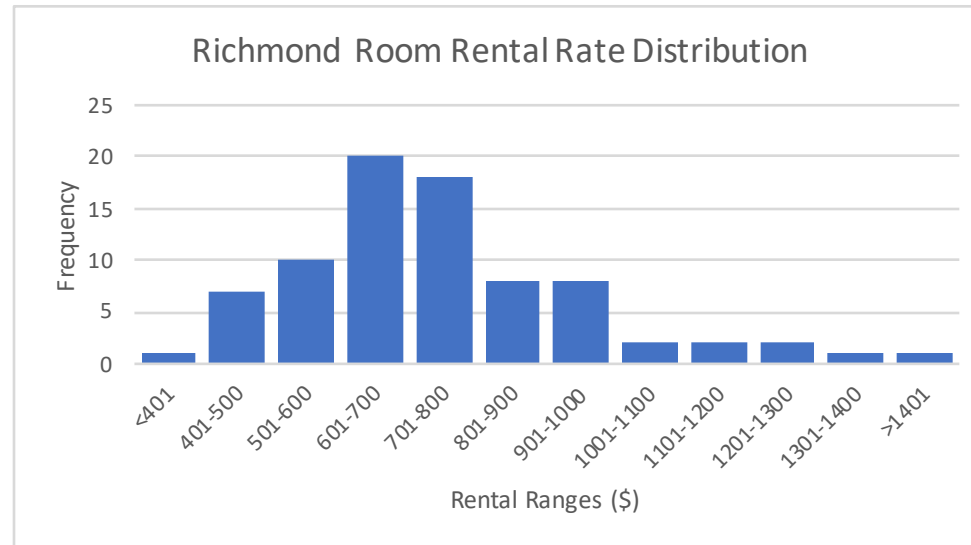
Langley/Surrey

Rental Price Range	Number
<301	1
301-400	5
401-500	8
501-600	24
601-700	11
701-800	16
801-900	7
901-1000	2
1001-1100	3
>1101	2



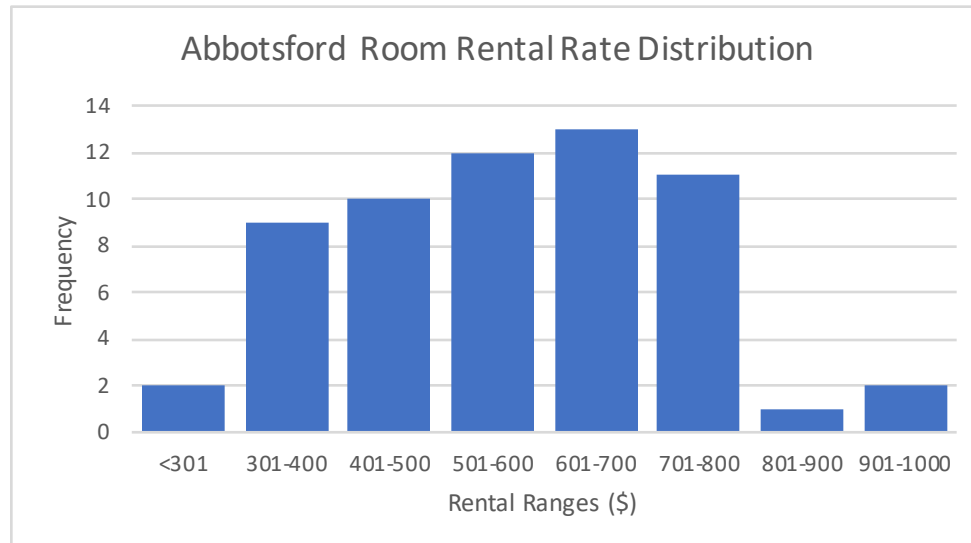
Richmond

Rental Price Range	Number
<401	1
401-500	7
501-600	10
601-700	20
701-800	18
801-900	8
901-1000	8
1001-1100	2
1101-1200	2
1201-1300	2
1301-1400	1
>1401	1



Abbotsford

Rental Price Range	Number
<301	2
301-400	9
401-500	10
501-600	12
601-700	13
701-800	11
801-900	1
901-1000	2



Victoria

Rental Price Range	Number
<500	4
501-600	9
601-700	30
701-800	24
801-900	9
901-1000	3
>1001	1

